

El pretérito y El imperfecto

como hablar del pasado en español





- 1. Write down an explanation and examples of how you have used the preterit tense. Be sure to think about TIME and how it relates to your explanation. (You will be turning this paper in to Sra. Chan at the end of class.)**



Ejemplos del pretérito en inglés

Preterit examples in English



Preterit Tense Examples

2. Look at the examples on the this slide of some preterit tense sentences. Then write a “Grammar Rule” that explains WHY that sentence is written in the PRETERIT tense.

A. I broke my arm.

B. She won the championship match.

C. I went shopping, I ate dinner with friends and then I went home.

D. In December of 2000, we traveled to Rome, Italy for the holidays.

Now... the PRETERIT TENSE RULES of USAGE....

Vamos a ver las reglas del uso del pretérito

Let's see the Preterit Tense Usage Rules



So...what's the difference?

Take note!



Put this info in your notes, not on the paper for me

When should you use the PRETERIT tense?

- 1.** to narrate past events.
I rode a tricycle. (Monté el triciclo.)
- 2.** To express an action that has been accomplished.
I helped my dad.
(Ayudé a mi papá.)
- 3.** To narrate a series of events that are not connected with the present.
I ran then I walked and then I jumped rope.
(Corrí, caminé, y luego salté la cuerda.)
- 4.** To narrate events that occurred in a definite period of time.
Between 1993 and 2001, I lived in Chicago.
(Entre 1993 y 2001, viví en Chicago.)



So far so good? GREAT!

Now... the IMPERFECT TENSE....

**El imperfecto describe la situación.
El pretérito la narra.**

The imperfect DESCRIBES the situation.
The preterit NARRATES it.



**IMAGINE this sentence like you were
creating a picture to match it.**



What does your mental image of that look like?

**IMAGINE this sentence like you were
creating a picture to match it.**

I had a car accident.

What does your mental image of that look like?

**Try to answer these questions about your
mental image of that sentence:**



What does your mental image of that look like?

**Try to answer these questions about your
mental image of that sentence:**

Was it raining?

What does your mental image of that look like?

**Try to answer these questions about your
mental image of that sentence:**

Was it raining?

Where were you when it happened?

What does your mental image of that look like?

**Try to answer these questions about your
mental image of that sentence:**

Were you talking on the phone?

Was it raining?

Where were you when it happened?

What does your mental image of that look like?

**Try to answer these questions about your
mental image of that sentence:**

Were you talking on the phone?

Was it raining?

Where were you when it happened?

Who was with you?

What does your mental image of that look like?

**Try to answer these questions about your
mental image of that sentence:**

Were you talking on the phone?

Was it raining?

Where were you when it happened?

Who was with you?

Did something run across the road in front of you?

What does your mental image of that look like?

**The IMPERFECT TENSE helps to paint the picture
more clearly.**

Think about it like this. What if i said this instead...



**The IMPERFECT TENSE helps to paint the picture
more clearly.**

Think about it like this. What if i said this instead...

It was raining when I had a car accident.



The IMPERFECT TENSE helps to paint the picture more clearly.

Think about it like this. What if i said this instead...

It was raining when I had a car accident.

I was on your street and my sister was with me.



The IMPERFECT TENSE helps to paint the picture more clearly.

Think about it like this. What if i said this instead...

It was raining when I had a car accident.

I was on your street and my sister was with me.

She was talking on the phone when suddenly a child ran out into the road.



The IMPERFECT TENSE helps to paint the picture more clearly.

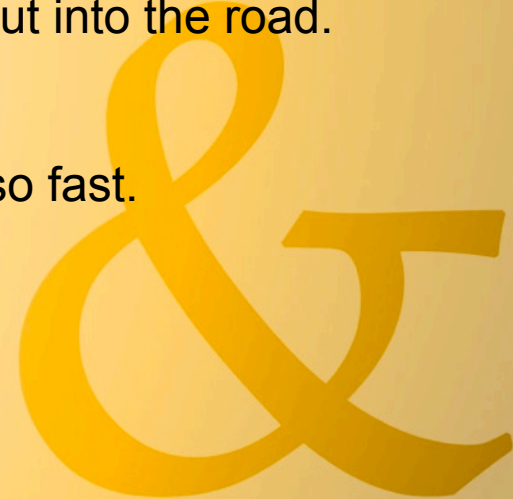
Think about it like this. What if i said this instead...

It was raining when I had a car accident.

I was on your street and my sister was with me.

She was talking on the phone when suddenly a child ran out into the road.

I had a car accident when I stopped so fast.



The IMPERFECT TENSE helps to paint the picture more clearly.

Think about it like this. What if i said this instead...

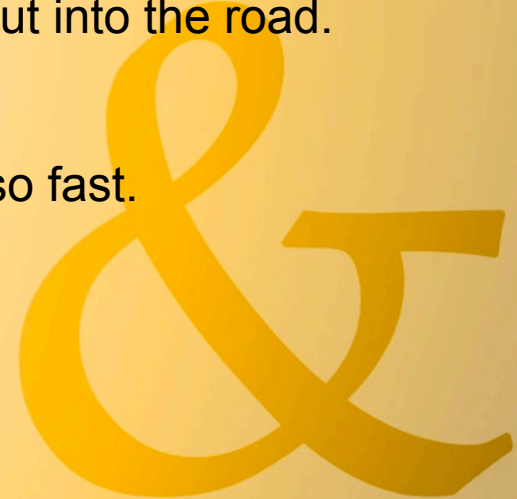
It was raining when I had a car accident.

I was on your street and my sister was with me.

She was talking on the phone when suddenly a child ran out into the road.

I had a car accident when I stopped so fast.

Don't worry. The child is okay.



3. Now.... write down WHICH statements help PAINT a better picture of the car accident.

It was raining when I had a car accident.

I was on your street and my sister was with me.

She was talking on the phone when suddenly a child ran out into the road.

I had a car accident when I stopped so fast.

Don't worry. The child is okay.



PAUSE THE SLIDES!

Take note!

- 4. Write down your initial thoughts/ideas on your paper about the difference between preterit and imperfect so far.**

Do you see how those few statements can really help paint a better picture?

These are the things that would be written in the **IMPERFECT** tense in Spanish.

It was raining when I had a car accident.

I was on your street and *my sister was* with me.

She was talking on the phone when suddenly a child ran out into the road.

I had a car accident when I stopped so fast.

Don't worry. The child is okay.



Vamos a ver las reglas del uso del imperfecto

Let's see the Imperfect Tense Usage Rules



So...what's the difference?

Take note!



Put this info in your notes, not on the paper for me



So...what's the difference?

Take note!



Put this info in your notes, not on the paper for me

When should you use the imperfect?



So...what's the difference?

Take note!



Put this info in your notes, not on the paper for me

When should you use the imperfect?

- 1.** to describe a habit that used to occur in the past.
I used to ride a tricycle. (Montaba el triciclo.)
- 2.** To describe a situation that occurred in the past.
I was eight years old when I used to help my dad with...
(Tenía ocho años cuando ayudaba a mi padre con..)
- 3.** To describe a person in the past – either physically or morally
My kindergarten teacher had white hair and was very kind.
(Mi profesora de kinder tenía pelo blanco y era muy amable.)



So...what's the difference?

Take note!



Put this info in your notes, not on the paper for me

When should you use the imperfect?

- 1.** to describe a habit that used to occur in the past.
I used to ride a tricycle. (Montaba el triciclo.)
- 2.** To describe a situation that occurred in the past.
I was eight years old when I used to help my dad with...
(Tenía ocho años cuando ayudaba a mi padre con..)
- 3.** To describe a person in the past – either physically or morally
My kindergarten teacher had white hair and was very kind.
(Mi profesora de kinder tenía pelo blanco y era muy amable.)
- 4.** To describe either a mental state or a mood in the past.
She was sick and had a fever.
(Ella estaba enferma y tenía fiebre.)



Las formas del imperfecto

Forming the Imperfect Tense





El imperfecto:

Put this info in your notes, not on the paper for me now

Let's look at how the imperfect is FORMED:

*****add these endings to the STEM of the VERB*****

Note the accent marks!





El imperfecto:


Put this info in your notes, not on the paper for me now

Let's look at how the imperfect is FORMED:

add these endings to the STEM of the VERB

	-AR verbs	-ER, -IR verbs
Yo	-aba	ía
tú	-abas	ías
él. ella, usted	-aba	ía
nosotros/as	-ábamos	íamos
ellos, ellas, ustedes	-aban	ían

Note the accent marks!



Think about these verbs...



Think about these verbs...



You know these verbs well, now let's try it:



Think about these verbs...



You know these verbs well, now let's try it:

hablar: hablaba, hablabas, hablaba, hablábamos, hablaban



Think about these verbs...



You know these verbs well, now let's try it:

hablar: hablaba, hablabas, hablaba, hablábamos, hablaban

estudiar: estudiaba, estudiabas, estudiaba, estudiábamos, estudiaban



Think about these verbs...



You know these verbs well, now let's try it:

hablar: hablaba, hablabas, hablaba, hablábamos, hablaban

estudiar: estudiaba, estudiabas, estudiaba, estudiábamos, estudiaban

tener: tenía, tenías, tenía, teníamos, tenían



Think about these verbs...



You know these verbs well, now let's try it:

hablar: hablaba, hablabas, hablaba, hablábamos, hablaban

estudiar: estudiaba, estudiabas, estudiaba, estudiábamos, estudiaban

tener: tenía, tenías, tenía, teníamos, tenían

querer: quería, querías, quería, queríamos, querían

poder: podía, podías, podía, podíamos, podían



Think about these verbs...



You know these verbs well, now let's try it:

hablar: hablaba, hablabas, hablaba, hablábamos, hablaban

estudiar: estudiaba, estudiabas, estudiaba, estudiábamos, estudiaban

tener: tenía, tenías, tenía, teníamos, tenían

querer: quería, querías, quería, queríamos, querían

poder: podía, podías, podía, podíamos, podían



Think about these verbs...



You know these verbs well, now let's try it:

hablar: hablaba, hablabas, hablaba, hablábamos, hablaban

estudiar: estudiaba, estudiabas, estudiaba, estudiábamos, estudiaban

tener: tenía, tenías, tenía, teníamos, tenían

querer: quería, querías, quería, queríamos, querían

poder: podía, podías, podía, podíamos, podían

Did you notice I used some "irregular verbs up there?"



Another beautiful thing about the imperfect...&

There are only 3 – count them – TRES! – irregular verbs in the imperfect!!!

They are:



Another beautiful thing about the imperfect... &

There are only 3 – count them – TRES! – irregular verbs in the imperfect!!!

They are:

IR	SER	VER
iba	era	veía
ibas	eras	veías
iba	era	veía
íbamos	eramos	veíamos
iban	eran	veían



So what's the big deal, right?



Repasa, apunta, y entrega

Review the slide show
Write notes of the information you need
And then turn in your paper for Chan!

And one more thing.....

LA Tarea

Start practicing your Capítulo 5 vocabulario!

1. Get out your C5 vocab list and practice!
2. Open your text to pages 160-161 and read the questions posed.
Do you understand them? What are they asking you?
3. When your partner has finished taking notes on their slide show, work together on the ORAL PRACTICE found on pages 164 - 165.